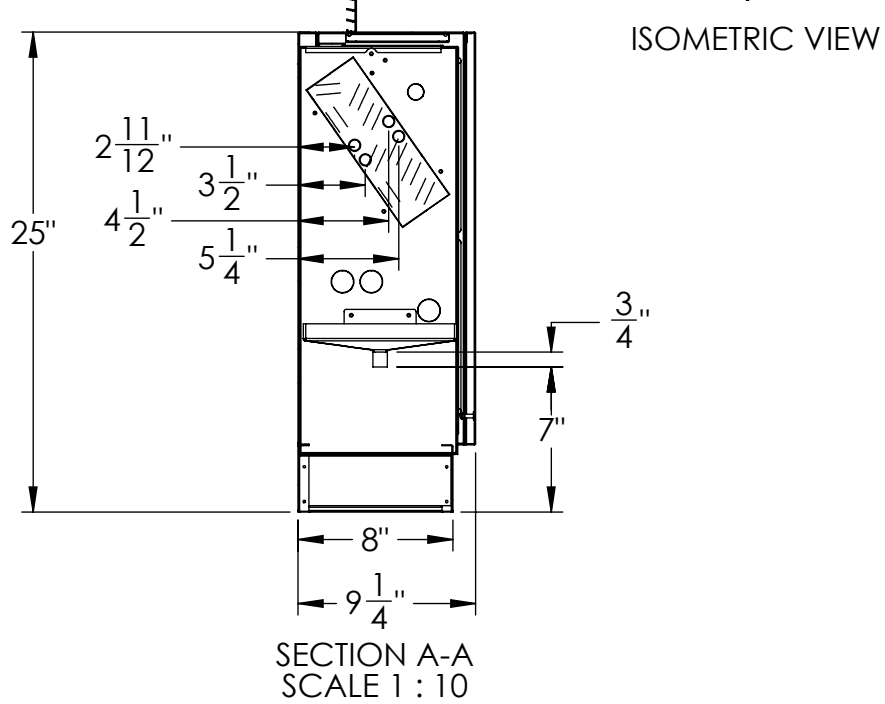
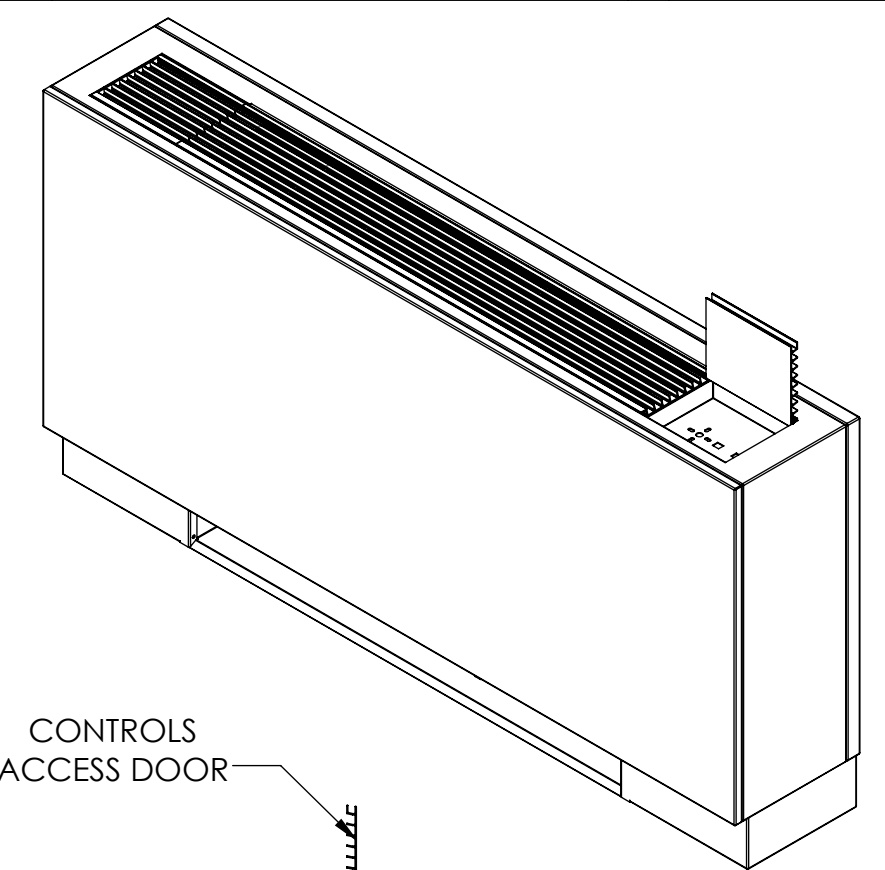
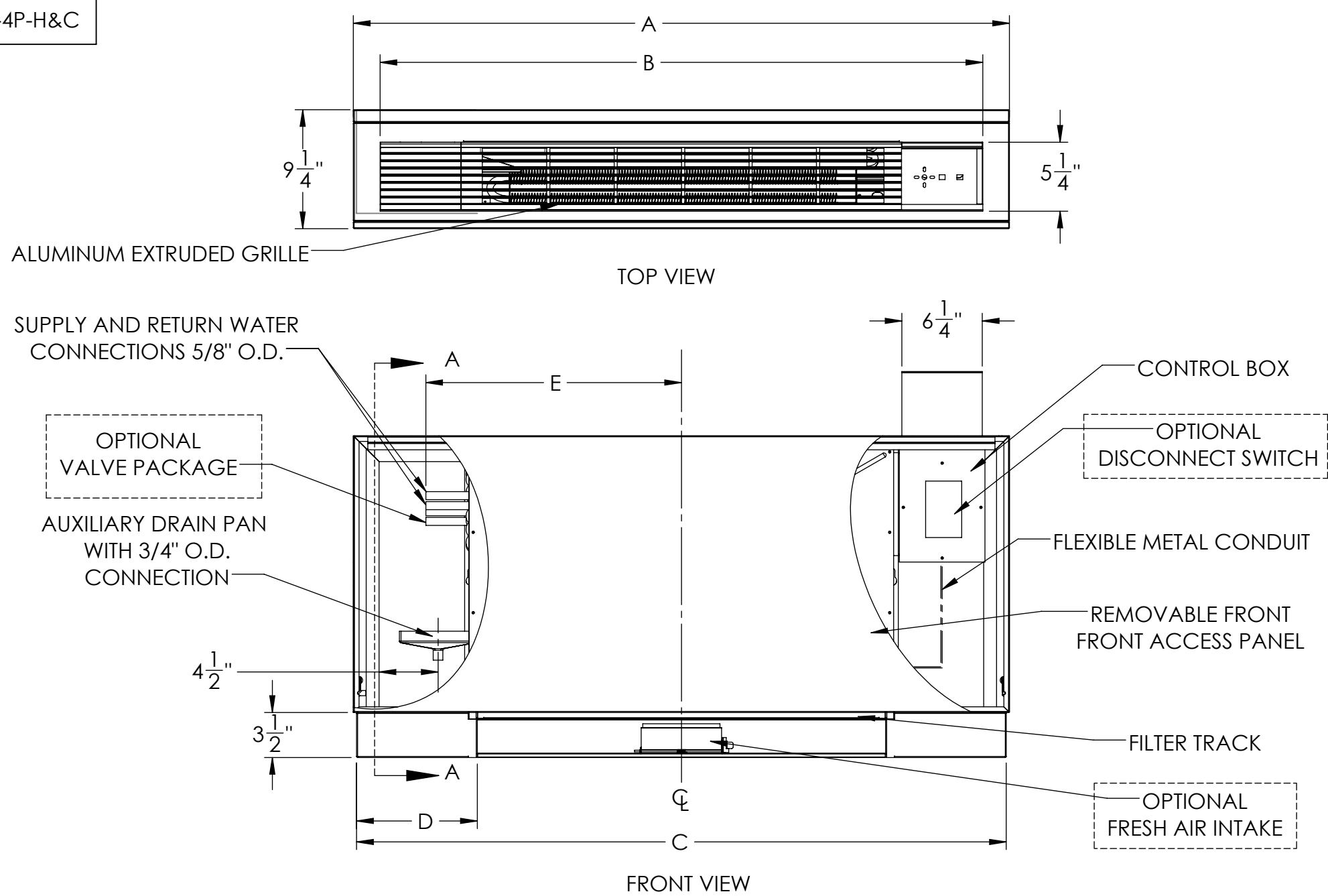


REVISIONS			
REV.	DESCRIPTION	BY	DATE



MODEL	FCVE02	FCVE03	FCVE04	FCVE06	FCVE08	FCVE10	FCVE12
DIMENSION	A	41	45	51	61	67.77	81.94
	B	35.84	38.84	46.85	55.84	62.61	76.69
	C	40.50	44.50	50.52	60.50	67.26	81.43
	D	9.88	10.38	9.38	8.70	9.88	9.88
	E	13.13	14.63	18.63	24.31	26.51	33.36

- NOTES:
- ALL DIMENSIONS ARE $\pm 1/4"$.
 - DRAWING IS PROVIDED FOR REFERENCE ONLY, PRODUCT SPECIFICATIONS ARE SUBJECT TO CHANGE WITHOUT NOTICE.

Third Angle Projection

PROPRIETARY AND CONFIDENTIAL

This drawing is the intellectual property of **Ice Air, LLC** and consists of confidential data belonging solely to **Ice Air, LLC**. The sharing of this data with you does not constitute a license to share this data with any third party, which is strictly prohibited without Ice Air's prior written consent.

MATERIAL:	<div>ICE-AIR LLC.</div> <div>80 HARTFORD AVENUE</div> <div>MOUNT VERNON, NY 10553</div>			
WEIGHT (LBS):				
FINISH: N/A	TITLE: FAN COIL VERTICAL EXPOSED 4 PIPE, LEFT HAND HEAT & COOL			
UNLESS OTHERWISE SPECIFIED: DIMENSIONS ARE IN INCHES TOLERANCES: FRACTIONAL ± 1/32 ANGULAR: MACH ± ° BEND ± 1° TWO PLACE DECIMAL ± .03 THREE PLACE DECIMAL ± .015	MODEL BY: VP	DATE:	DWG. NO.	
	DRAWING BY: ZESHAN	DATE: 10/02/17	FCVE-LH-4P-H&C	
	SIZE B	SCALE: NONE DO NOT SCALE DRAWING		REV 1
	SHEET 1 OF 1			